

Want to trade
Cryptocurrencies
Each Day With Virtually
NO RISK?

Well ... you can!
With **Crypto 300 Club!**



Everyone earns **Crypto Profits** from trades by our team of experts!

- Earn 1% Daily For Life!
- Withdraw Earnings Quickly
- Start with \$10 (or \$1M)
- No Experience Necessary

[LEARN HOW TO MAKE THE MOST MONEY!](#)

Remember... If You Change Nothing, Nothing Will Change!

Crypto300 Club

COMMENT ACHETER UN PACK

[Si vous n'êtes pas encore inscrit, cliquez ICI](#)

L'achat de packs sur [Crypto300 Club](https://www.crypto300club.com) se déroule en 2 étape

- 1) Créditer le compte
- 2) Acheter les packs

A) CREDITER LE COMPTE

Vous devez tout d'abord charger votre compte de la somme voulue et ceci en bitcoins.
Vous pouvez ouvrir un compte 'Coinbase' par exemple pour échanger des euros ou dollars en bitcoins si vous n'en possédez pas.

- 1) Allez dans votre back-office (espace membres) en utilisant la page de login :
<https://www.crypto300club.com/login> et inscrivez vos identifiants.

LOGIN HELP DASHBOARD TRANSLATE Get Help In Your Language

Crypto 300 Club The TOP Online Crypto Trading Club MAKE MILLIONS ANONYMOUSLY!

ABOUT US TESTIMONIALS WATCH VIDEO!!

MEMBER LOGIN

MEMBER ID:* 1829

PASSWORD:*

SUBMIT

Forgot Password?

bitcoin

2) Vous accédez alors à la page principale.

Cliquez sur le bouton 'My Wallet' situé dans le menu vertical gauche de votre page principale et vous arrivez sur votre page 'portefeuille'.

The screenshot shows the main dashboard of the Crypto300 Club. At the top, there is a navigation bar with 'LOGOUT', 'HELP', 'DASHBOARD', and 'TRANSLATE'. The main header features the 'Crypto 300 Club' logo and the text 'The TOP Online Crypto Trading Club' and 'MAKE MILLIONS ANONYMOUSLY!'. Below this, there are two empty red buttons, server and user time information, and a navigation menu with 'ABOUT US', 'TESTIMONIALS', 'COMPENSATION PLAN', and 'MORE INFORMATION'. A sidebar on the left contains a welcome message for 'Gilles', member ID '1829', and a 'MY WALLET' button. A red arrow points from the text 'Cliquer ici' to this button. The main content area includes a 'DASHBOARD' header, a 'Two Ways To Make Money' section with images of '\$10 CRYPTO PACKS' and the 'Crypto 300 Club' logo, and a 'BE PART OF THE ACTION' banner. At the bottom right, there are boxes for 'Earnings Last 24 Hours' and 'Earnings 7 Days Ago'.


- 3) Cette page 'portefeuille' va vous permettre de voir l'ensemble de vos gains et d'accéder à la plateforme de paiement bitcoin.

Cliquez sur le bouton vert 'Add Funds'

PAYMENT PROCESSORS

Exchangers provide an important financial service that can facilitate members funding of their **Crypto 300 Club** with approved **Payment Processors** when using **PayPal, Credit Cards, Bank Wire, Cash, etc.**

[Click Here](#) to choose an **Exchange Service** for your country or special situation.

	Maximum Withdrawal Amount	Withdrawal Fees	Sign Up	Current Withdrawal Wait Days	Basic Details
Sign Up Withdraw Add Funds	\$10000	2%	 bitcoin	2	<ul style="list-style-type: none"> Fund using Wire, PayPal, Credit Cards, E-currency and Exchangers Available world-wide including the United States No Funding Fee

Ajouter des fonds

[ABOUT WITHDRAWAL LIMITS](#)
[WITHDRAWALS PAID QUICKLY](#)
[MORE WITHDRAWAL INFORMATION](#)

- 4) Inscrivez la somme que vous souhaitez investir (multiple de 10\$) dans la case et cliquez sur le bouton rouge 'Fund This Amount'

Wallet Deposits

[How Much Should I Spend? \(\\$1 - \\$50,000 Limit Per Deposit\)](#)

Somme investie

Enter the amount of **Bitcoin** to deposit: [Fund This Amount](#)

* Each time you make a payment, you will be given a different Bitcoin Address to use - please do NOT use the same Bitcoin Address more than once..


** If you are slow in making your payment, the USD/BTC rate could fluctuate significantly - so you might be required by Crypto 300 Club Finance to make an additional payment.

- 5) Les indications de paiement par bitcoin s'affichent et vous permettent d'envoyer la somme en bitcoins désirée (en vert) et l'adresse vers laquelle envoyer votre paiement (en vert).

Faites votre paiement assez rapidement. Vous allez alors recevoir un email lorsque le paiement sera reçu.

Wallet Deposits

[How Much Should I Spend? \(\\$1 - \\$50,000 Limit Per Deposit\)](#)

Enter the amount of **Bitcoin** to deposit: 

Waiting for Your Payment - Please Pay NOW...

Pay with your Phone **OR** **Pay Using Payment Address, Below**

Bitcoin Amount: 0.0078787 Current Bitcoin Price: \$6,346.26

Bitcoin Amount to Pay: 0.0078787 *Somme à envoyer*


Payment Address: **31wVLFTCLGxsAoKcQZpVCxpwTvKc5dJxEi** *adresse de paiement*
(please use this address only once)*

MAKE YOUR PAYMENT QUICKLY **

Note: Payments are received and credited to your account fully automatically, as soon as up to 6 confirmations are made by the Bitcoin Network.

* Each time you make a payment, you will be given a different Bitcoin Address to use - please do NOT use the same Bitcoin Address more than once..

** If you are slow in making your payment, the USD/BTC rate could fluctuate significantly - so you might be required by Crypto 300 Club Finance to make an additional payment.



B) ACHETER LES PACKS

Maintenant que vous avez approvisionner votre compte Crypto300, il ne reste plus qu'à acheter les packs qui valent chacun 10\$.

Retournez sur la page d'accueil en cliquant sur le bouton 'DASHBOARD' (menu horizontal supérieur).

Cliquez alors sur le bouton 'Crypto Packs' dans le menu vertical gauche. Vous accédez à la page d'achat.

Cliquez sur le bouton rouge 'BUY MORE PACKS'

Vous pouvez alors acheter vos packs avec l'argent déposée dans le 'Wallet Balance'

C) VALIDATION DES GAINS

ATTENTION : chaque jour, vous devez vous connecter dans votre espace membre (back-office) pour effectuer l'étape de validation des gains. Pour cela, cliquez sur le bouton 'Own Crypto Packs' qui vous amènera à la page de validation.

Il ne vous reste plus qu'à cliquer sur le bouton bleu 'GET PAID NOW'.

The screenshot shows a user dashboard for 'OWN CRYPTO PACKS'. On the left, there is a sidebar with sections: 'Welcome, Gilles' (Member ID: 1829, Sponsor: coolpote, Email: coolpote@gmail.com), 'Your Affiliate Websites' (Affiliate URLs/Links, Affiliate Banners, Visit the Marketing Training Site), 'MAKE MONEY SHARING', and 'CRYPTO PACKS'. The main content area has a header 'OWN CRYPTO PACKS' and a section 'Your Daily Steps' with the text 'No. of Crypto Packs: 6 - Not Paid Yet Today: 0'. Below this, a red instruction reads 'Step 1: Click on the button to Get Paid Now'. A blue button labeled 'GET PAID NOW!' is highlighted with a red arrow pointing to it from the text 'Bouton de validation'. A red stamp with the text 'Get P.A.I.D.' is also visible in the upper right of the main content area.

Si vous avez des questions, n'hésitez-pas à me contacter.